

*Easy Application.
Trusted Results.
Lasting Beauty.*

SIMPLE SOLUTIONS
CONCRETE AND MASONRY
FLOOR COATINGS



Dutch Boy[®]

EASY TO *apply* EASY TO *protect* EASY TO ... *rest easy*

Dutch Boy® helps protect and beautify concrete and pavers while extending the life of walkways, patios, pool decks, driveways, masonry and even basement floors.

Dutch Boy Concrete and Masonry Floor Coatings are available in sealers, waterproofers and concrete stain.








Patio shown in
Wet Look High Gloss



Easily protects the hardest surfaces.

Surfaces may be slippery when wet, and proper preventative precautions are recommended. To increase resistance, add an anti-skid additive to the coating when applying the final coat.

See our lineup and find
THE PERFECT PRODUCT FOR THE JOB.

Product	Patios	Interior Floors	Walkways	Pool Decks	Driveways
 WET LOOK • HIGH GLOSS <i>Solvent based*</i>	✓	-	✓	✓	✓
 WET LOOK • HIGH GLOSS <i>Water based*</i>	✓	✓	✓	✓	-
 NATURAL LOOK • SATIN <i>Water based</i>	✓	✓	✓	✓	-
 NATURAL LOOK • MATTE <i>Water based</i>	✓	✓	✓	✓	-
 CLEAR GLOSS <i>Water based</i>	✓	-	✓	-	✓
 NATURAL LOOK <i>Water based</i>	✓	✓	✓	✓	✓
 SOLID <i>Water based</i>	✓	✓	✓	✓	-

*Check your local store for product availability.

CLEAR SEALERS

Clear protection for beauty that lasts.



Patio shown in Water-Based High Gloss

WET LOOK



Brings out the beauty with a shiny, high-gloss finish.

Seals and protects concrete and masonry surfaces.


Ideal for pavers, walkways and pool decks. The interior/exterior water-based formula is also ideal for interior concrete floors.

Available in solvent-based formula for exterior and water-based formula for interior and exterior use.*

*Check your local store for product availability.



HIGH-GLOSS Shown in water-based formula



Patio shown in Satin

NATURAL LOOK



Beautifies and protects surface with a natural finish.

Seals and protects concrete and masonry surfaces.

Ideal for concrete floors, pavers, walkways and pool decks.

Available in two sheens: matte and satin.

Water based for interior or exterior use.



PAVER SEALER

Protection that shines.



GLOSS

Adds a subtle gloss without changing the surface color.

Helps stabilize and harden joint sand.

Ideal for pavers and interlocking walkways.

Available in gloss finish.

Water-based formula for interior or exterior use.



GLOSS

WATERPROOFER

Season-to-season moisture protection.



NATURAL LOOK

***Deeply penetrates surface
without altering appearance.***

Protects against damage from salt and freeze/thaw cycles.

Ideal for use on bare concrete and masonry surfaces;
great for concrete driveways.

Available in natural look.

Water-based formula for interior or exterior use.



CONCRETE STAIN

Looks as great as it protects.



Patio shown in Ready-to-Use Gray

SOLID

Adds rich color and protection.

Protects surface from water, salt, chemicals, UV damage, flaking and color fading.

Ideal for patios, walkways, pool decks and basement floors.

Water-based formula for interior or exterior use.



Homespun Beige
409-1DB



Terra Tile
410-3DB



Odyssey Beige
317-1DB



Light Chestnut
417-2DB



Red Farmhouse
305-7DB



Barrel
410-6DB



Bisqued Neutral
315-5DB



Tawny Brown
316-7DB



Red Mesa
408-6DB



Saw Mill
407-7DB



Parkwood
404-7DB



Cold Espresso
442-7DB

*Customize your look with
a wide range of colors.*

Patio shown in Gridlock 404-6DB

Looking for the perfect match?

Dutch Boy® solid concrete stain is available in 30+ shades and can be tinted to your custom color. See one of our Team Members for more details.



Sandstone Tint
441-2DB



Colonial Gray
422-2DB



Wales Gray
436-1DB



Moon Beam
438-2DB



Hazy Gray
440-3DB



Woodsy Gray
425-3DB



Gray
Ready-to-Use



Timber Wolf
430-3DB



Gray Stone
406-4DB



Greened Cactus
325-3DB



Silvered Chain
435-4DB



Over The Moon
434-4DB



Pelican Beak
406-5DB



Balsam Sprig
325-4DB



Felted Blue
430-5DB



Industrialized
434-5DB



Elm Wood
411-5DB



Sweetbrier
425-5DB



Weathered Rock
440-5DB



Onyx Shade
433-7DB



Gridlock
404-6DB



Fresh Moss
324-6DB



Ironside
422-7DB



Cauldron
437-7DB

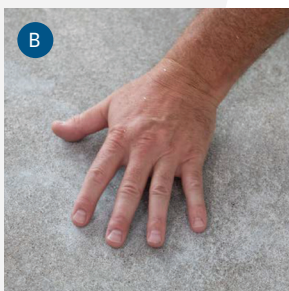
Color samples shown may vary due to printing process. For most accurate results, test before using.

PREP BEFORE YOU *protect*

It's essential to start with clean, dry surfaces that are free from loose or peeling paint.

NEW OR BARE CONCRETE:

- Let new concrete cure at least 30 days before applying stain or sealer.
- If concrete is new, uncoated or well worn, start with a cleaner/degreaser/etching solution to assure the best possible final finish (fig. A).
- Etch the surface until it feels like rough sandpaper (fig. B), then drip some water on the surface to see if it soaks in (fig. C). If it does, great! You are ready to apply your coating. If not, etch again until the surface easily absorbs water.
- Allow at least 24 hours for it to dry before applying the product. If the surface doesn't feel rough enough, or has existing stains, apply a concrete bonding primer (following the label instructions, of course) and you should be ready to go!





PREVIOUSLY COATED CONCRETE:

- Test to see if the previous coating was solvent or water based. Use a rag to apply xylene to the surface. If it lifts the previous coating, then a solvent-based coating was used. If there's no material on the rag and the surface is gummy, then a water-based coating was used. For best results, use water-based finishes on surfaces previously coated with water-based products and solvent-based finishes previously coated with solvent- or oil-based products.
- Remove any loose or peeling paint with a wire brush, then de-gloss the surface with 150-200-grit sandpaper.
- Follow up with a concrete cleaner, degreaser and etching solution. Rinse thoroughly and allow to dry completely before applying stain or sealer.

PROJECT CHECKLIST:

- Concrete cleaner and degreaser
- Etching solution (on new or bare concrete)
- 150-200-grit sandpaper
- Pump sprayer
- Paintbrush
- 3/8" to 1/2" nap roller cover
- Roller frame
- Extension pole
- Power washer (optional, when needed)
- Bonding primer (optional, when needed)
- Anti-skid additive (optional)
- Paint tray
- Stir sticks
- Gloves

For best results, use premium Purdy® applicators.

To see the full line of Purdy products, visit Purdy.com

Purdy
PROFESSIONAL PAINTING TOOLS

OUR MOST ADVANCED CONCRETE AND MASONRY FLOOR COATINGS

Shown in Paver Sealer Gloss



For more information, call 800.828.5669
or visit dutchboy.com/concrete

Color samples shown may vary due to printing process. For most accurate results, test before using.

© Dutch Boy. Menards is a trademark of its respective owner.
210-0005-000 MDBCON 553/23 8/23